

8757

Soft Serve Freezer

Twin Twist, Pump



Features

Offer all the popular soft serve variations from low or non-fat ice creams to custards, yogurt and sorbet. Serve two separate soft serve flavors, or an equal combination of both in a twist. A built-in storage area conveniently provides a choice of four sundae toppings: two heated, and two room temperature.

Freezing Cylinder

Two, 3.4 quart (3.2 liter).

Refrigerated Mix Storage Cabinet

Lower front mix cabinet is independently refrigerated to maintain mix below 41°F (5°C). Solar powered digital thermometer displays mix cabinet temperature. Door is hinged on the right. Two, 9 gallon (34.1 liter) mix tanks. Two air/mix pumps deliver the precise amount of air and mix to the freezing cylinder.

Indicator Lights

Mix Low light alerts the operator to add mix. When the Mix Out light flashes, the unit shuts down automatically to prevent damage.

Electronic Controls

Finished product quality is monitored by Softech™ controls that measure viscosity.

Standby

During long no-use periods, the Standby feature maintains safe product temperatures in the freezing cylinder.

Syrup Rail

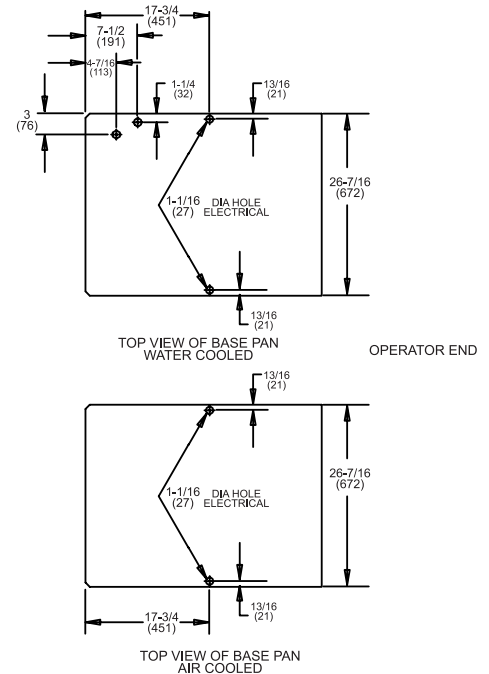
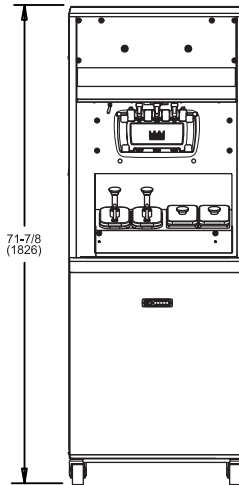
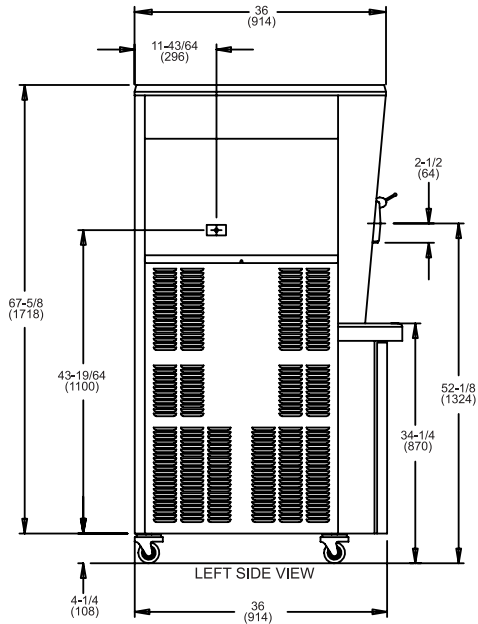
Four compartment syrup rail is recessed in front of freezer: two heated and two room temperature. The 2 quart (1.9 liter) reservoirs serve a wide variety of syrups and toppings.



Standard 6

LISTED
SA2650Selected 50
Hz. Models

8757 Soft Serve Freezer



- NOTES:
 1. FIGURES IN PARENTHESES INDICATE MILLIMETERS.
 2. * NOTES FOR WATER COOLED UNITS ONLY.

Weights	lbs.	kgs.
Net	915	415.1
Crated	1080	489.9
	cu. ft.	cu. m.
Volume	76.4	2.1

Dimensions	in.	mm.
Width	26-7/16	672
Depth	36	914
Height	71-7/8	1826
Floor Clearance	4-1/4	108

*Mounted on standard casters

Electrical	Maximum Fuse Size		Minimum Circuit Ampacity		Poles (P) Wires (W)
	Left	Right	Left	Right	
208-230/60/1 Air	40	35	32	24	2P 3W
208-230/60/1 Water	40	35	29	24	2P 3W
208-230/60/3 Air	30	25	25	18	3P 4W
208-230/60/3 Water	30	25	23	18	3P 4W
220-240/50/1 Water	30	25	23	19	2P 3W
380-415/50/3N~ Air	15	9	15	8	4P 5W

This unit may be manufactured in other electrical characteristics. Refer to the local Taylor Distributor for availability.
 (For exact electrical information, always refer to the data label of the unit.)

Bidding Specs

Electrical: Volt _____ Hz _____ ph _____
 Neutral: Yes No Cooling: Air Water NA

Options: _____

Specifications

Electrical

Two dedicated electrical connections are required. See the Electrical chart for the proper electrical requirements. Manufactured to be permanently connected. Consult your local Taylor distributor for cord & receptacle specifications as local codes allow.

Beater Motor

Two, 1.5 HP.

Refrigeration System

Two, 9,500 BTU/hr. R404A
 Mix Cabinet, 1,100 BTU/hr. R404A.
 (BTUs may vary depending on compressor used.)

Air Cooled

Minimum 3" (76 mm) around all sides and 12" (305 mm) on top. Minimum air clearances must be met to assure adequate air flow for optimum performance.

Water Cooled

Water inlet and drain connections under side of base 1/2" FPT.

Options

- Cone Dispenser
- Draw Valve Lock Kit
- Sneeze Guard

Continuing research results in steady improvements; therefore, these specifications are subject to change without notice.



Taylor Company,
 A Division of Carrier Commercial Refrigeration, Inc.
 Rockton, Illinois 61072
 815-624-8333 800-255-0626 Fax 815-624-8000
 www.taylor-company.com

Printed in U.S.A.

046883-ADV 3/06